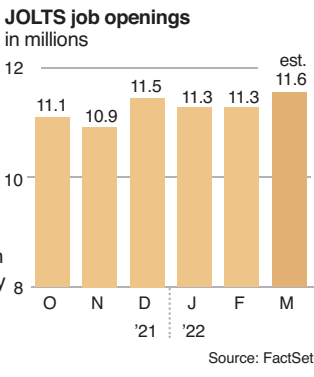


Eye on jobs

The Labor Department issues its March tally of U.S. job openings today.

Economists project that the Job Openings and Labor Turnover Survey, or JOLTS, will show employers advertised about 11.55 million jobs in March. That would top December's record of about 11.45 million and follows some 11.27 million available jobs in February. The supply of available jobs has contributed to rampaging inflation, as employers raise pay to attract workers.



In good health

Wall Street expects another standout quarterly snapshot from Pfizer.

Analysts predict the drugmaker will report today that its first-quarter earnings and revenue increased sharply versus the same period last year. That would echo the company's performance for all of 2021, when Pfizer benefited from sales of its COVID-19 vaccine. Investors will be listening for any update on the company's sales outlook, especially for its new coronavirus treatment, Paxlovid.

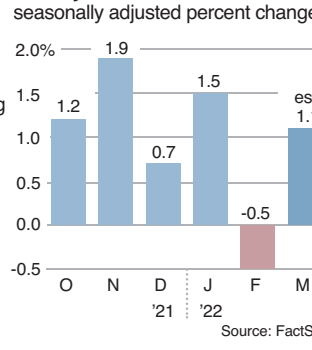


Economic barometer

Companies have been ramping up orders to U.S. factories amid surging consumer demand.

Factory orders dipped 0.5% in February after a nine-month string of gains, as businesses scrambled to respond to a wave of demand that had been held back earlier in the pandemic. Economists expect business orders to U.S. factories rebounded in March by 1.1%. The Commerce Department serves up its March tally of factory orders today.

Factory orders



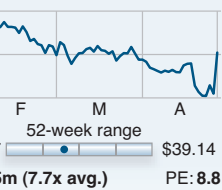
Closing price for Monday, May 2, 2022

Story Stocks

A late-afternoon rebound by technology stocks left major indexes moderately higher on Wall Street. The S&P 500, the Dow Jones Industrial Average and the tech-heavy Nasdaq rose. Bond prices fell, lifting bond yields.

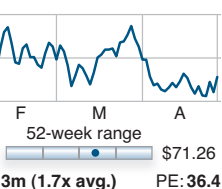
Hilltop Holdings

Close: **\$30.22 ▲4.73 or 18.6%**
The insurance holding company is buying back up to \$400 million of its own stock.



ON Semiconductor

Close: **\$55.62 ▲3.51 or 6.7%**
The semiconductor components maker reported strong first-quarter financial results.



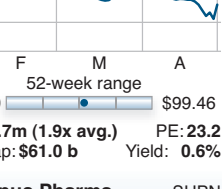
Healthcare Realty Trust

Close: **\$28.55 ▲1.47 or 5.4%**
The Nashville-based chain of outpatient clinics gave investors an encouraging update on a deal with Healthcare Trust of America.




Activision Blizzard

Close: **\$78.06 ▲2.46 or 3.3%**
Warren Buffett's Berkshire Hathaway increased its stake in the maker of "Call of Duty" and other video games.



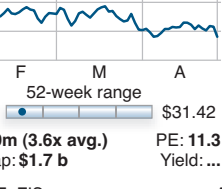
Supernus Pharma

Close: **\$28.88 ▲0.98 or 3.5%**
The drug developer said the Food and Drug Administration approved Qelbree as a treatment for ADHD in adults.



Jeld-Wen

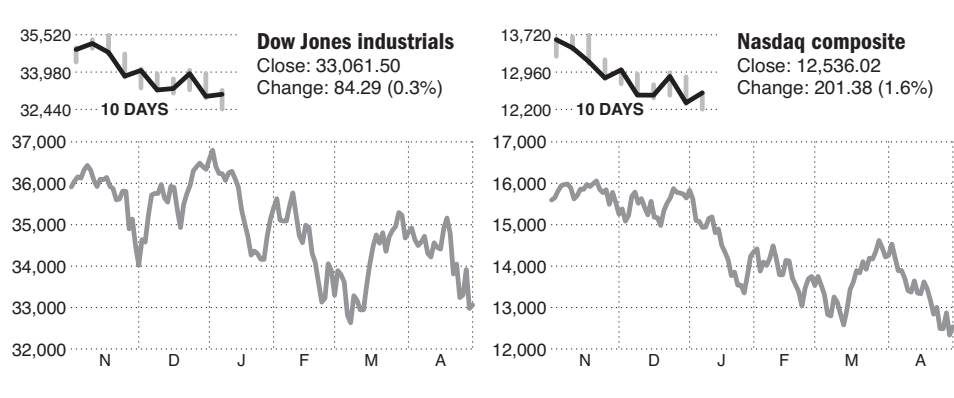
Close: **\$19.05 ▼1.74 or -8.4%**
The manufacturer of doors and windows reported disappointing first-quarter financial results.



SOURCE: FIS AP

Money & Markets

A click of the wrist gets you more at nashuatelegraph.com



Stocks Recap

	NYSE	NASD	HIGH	LOW	CLOSE	CHG	%CHG	YTD
DOW	4,833	4,583	33,224.95	32,449.87	33,061.50	+84.29	+0.26%	-9.02%
DOW Trans.	4,764	4,428	15,027.86	14,540.63	14,910.71	+45.65	+0.31%	-9.51%
DOW Util.	1,096	2,129	1,008.73	976.90	987.17	-12.73	-1.27%	+0.65%
NYSE Comp.	1,358	1,389	15,698.52	15,324.73	15,609.28	-5.97	-0.04%	-9.06%
NASDAQ	8	18	12,542.54	12,202.41	12,536.02	+201.38	+1.63%	-19.87%
S&P 500	2,129	2,129	4,169.81	4,062.51	4,155.38	+23.45	+0.57%	-12.82%
S&P 400	1,358	1,389	2,527.53	2,461.13	2,515.14	+14.88	+0.60%	-11.50%
Wilshire 5000	8	18	41,754.88	40,693.35	41,635.19	+291.22	+0.70%	-14.09%
Russell 2000	447	590	1,888.84	1,839.25	1,882.91	+18.81	+1.01%	-16.14%

Harley's electric future

Harley-Davidson is roaring back from a pandemic slowdown that saw its motorcycle shipments fall 25%, but its plan to spin off its electric motorcycle business has raised a cloud of uncertainty around the storied Milwaukee manufacturer.

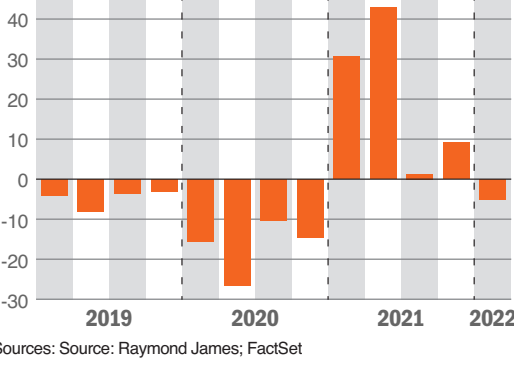
Harley plans to raise \$545 million when its 8-year-old LiveWire electric brand goes public next month. It's keeping a 74% stake in the business, which makes the \$22,000 LiveWire One electric motorcycle. Shipments rebounded 18% last year as the pandemic eased and Harley began selling more midsize motorcycle

models. But investors must wait until a May 10 company event for an update on Harley's plans for its classic gas-powered hogs, which have been losing cachet among younger generations of riders.

"I don't know that they necessarily need to have electric on both sides of the business," said Jaime Katz, an analyst at Morningstar who thinks the Harley brand will stay as is, experiencing growth with middle-weight gas powered bikes like the Pan America and making profits with larger ones such as the Road Glide Special.

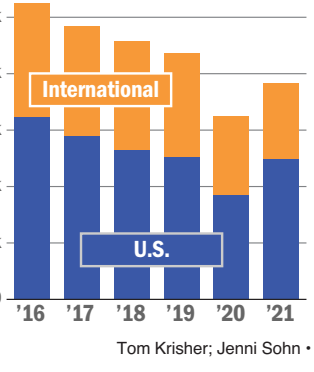


Harley-Davidson U.S. retail sales year to year change



Sources: Source: Raymond James; FactSet


Annual motorcycle shipments - Harley-Davidson



Tom Krisher; Jenni Sohn · AP

Company Spotlight In a mood

Shares in Moody's skidded Monday as the market research and ratings firm lowered its profit outlook for 2022 after sales in its investors services division fell 20% in the first quarter.



continue, forecast profit for the full year to be between \$10.75 and \$11.25 per share, down from previous guidance of between \$12.40 and \$12.90 per share. The updated profit guidance also fell well below analysts' consensus of \$11.92 per share. Moody's earned \$2.89 per share in the period, down from \$4.06 per share in last year's first quarter. Sales of \$1.5 billion were down 5% from last year.

Moody's (MCO)	Monday's close: \$301.13, -15.35	Total return	1-yr	3-yr*	5-yr*
52-WEEK RANGE	\$289 - \$408	MCO	-7.4%	16.2	21.7
Price-earnings ratio: 26	(Based on past 12-month results)	Div. yield: 0.9%		Dividend: \$2.80	

*annualized Source: FactSet

Stocks of Local Interest

NAME	TICKER	52-WK RANGE	◇CLOSE	CLOSE	CHG	%CHG	WK	MO	QTR	%CHG	YTD	1YR	P/E	DIV
AT&T Inc	T	16.63	27.72	19.12	+26	+1.4	▲	▼	▼	-22.3	-9.0	7	2.08	
Adv Micro Dev	AMD	162.50	164.46	89.84	+4.32	+5.1	▲	▲	▲	-37.6	+6.7	35	1.60f	
American Airlines Gp	AAL	12.44	26.04	18.56	-21	-1.1	▼	▲	▲	+3.3	-10.5		0.40	
Anheuser-Busch InBev	BUD	52.65	79.67	56.43	-1.02	-1.8	▼	▼	▼	-6.8	-17.9	20	1.10e	
Annaly Capital Mgmt	NLY	6.32	9.64	6.51	+0.9	+1.4	▲	▲	▲	-16.8	-16.1	3	0.88e	
Apple Inc	AAPL	122.25	182.94	157.96	+31	+0.2	▲	▲	▲	-11.0	+23.2	26	0.88	
Bank of America	BAC	35.54	50.11	36.14	+46	+1.3	▲	▲	▲	-18.8	-6.0	11	0.84	
Benchmark Elec	BHE	22.25	31.55	23.70	-0.6	-0.3	▼	▼	▼	-12.5	-18.1	24	0.66	
Berkshire Hath A	BRK/A	407.773	544,389	478,150	-6,190	-1.3	▼	▼	▼	+6.1	+21.4	39	...	
Better Therapeutics	BTXT	0.91	29.40	2.01	+1.02	+120.4	▲	▲	▲	-56.8	
Blue Apron Holdings	APRN	3.00	12.76	4.04	+1.02	+33.8	▲	▲	▲	-40.0	-49.2	
Borgs Technologies	BRQS	0.17	1.60	.27	-0.7	-21.8	▼	▲	▲	-28.5	-69.7	
Bottomline Tech Inc	EPAY	36.05	56.92	56.77	+15	+0.3	▲	▲	▲	+0.5	+13.9	
Brist Myr Sqb	BMV	53.22	78.17	75.08	-19	-0.3	▼	▲	▲	+20.4	+20.0	24	2.16f	
Carnival Corp	CCL	14.94	31.52	17.35	+0.5	+0.3	▲	▲	▲	-13.8	-35.9	
Coca-Cola Co	KO	52.28	67.20	63.44	-1.17	-1.8	▼	▲	▲	+7.1	+26.7	28	1.76f	
Comcast Corp A	CMCSA	39.11	61.80	40.45	+69	+1.7	▲	▲	▲	-19.6	-21.0	13	1.08f	
Con Edison	ED	79.67	99.22	92.01	-73	-0.8	▼	▼	▼	+7.8	+29.3	28	3.16f	
Dover Corp	DOV	132.69	184.04	134.37	+1.07	+0.8	▲	▲	▲	-26.0	-4.5	17	2.00	
Elbit Systems	ESLT	122.85	238.97	209.00	-5.37	-2.5	▼	▼	▼	+20.0	+16.0	37	1.47f	
Eversource Energy	ES	78.44	94.63	86.18	-1.22	-1.4	▼	▼	▼	-5.3	+8.4	25	2.55f	
Exxon Mobil Corp	XOM	52.10	91.51	86.41	+1.16	+1.4	▲	▲	▲	+41.2	+56.1	16	3.52f	
Ford Motor	F	11.23	25.87	14.27	+11	+0.8	▲	▲	▲	-31.3	+20.0	3	0.40f	
Gen Electric	GE	74.35	116.17	75.55	+1.00	+1.3	▲	▲	▲	-20.0	-26.1		0.32	
HCA Holdings Inc	HCA	199.76	279.02	210.82	-3.73	-1.7	▼	▼	▼	-17.9	+11.3	10	2.24f	
HP Inc	HPQ	26.11	41.47	37.06	+4.3	+1.2	▲	▲	▲	-1.6	+12.1	13	0.78	
ICAD Inc	ICAD	2.91	19.00	3.62	+0.2	+0.6	▲	▲	▲	-49.7	-79.2	
Intel Corp	INTC	43.50	58.42	44.96	+1.37	+3.1	▲	▲	▲	-12.7	-16.3	9	1.46f	
Lockheed Martin	LMT	324.23	479.99	430.81	-1.31	-0.3	▼	▼	▼	+21.2	+21.3	19	11.20f	
Mercy Systems	MRCY	44.44	75.99	56.98	+11.99	+2.1	▲	▲	▲	+3.5	-24.9	cc	...	
Meta Platforms Inc	FB	169.00	384.33	211.13	+40.66	+5.3	▲	▲	▲	-37.2	-33.0	15	...	
Microsoft Corp	MSFT	238.07	349.67	284.47	+6.95	+2.5	▲	▲	▲	-15.4	+14.7	32	2.48f	
Mullen Automotive	MULN	0.52	15.90	1.29	-0.3	-2.3	▼	▼	▼	-75.3	
NiSource Inc	NI	23.65	32.58	28.73	-39	-1.3	▼	▼	▼	+4.1	+21.8	23	0.94f	
Nvidia Corporation	NVDA	134.59	346.47	195.33	+9.86	+5.3	▲	▲	▲	-33.6	+29.6	51	...	
Occid Petl	OXY	21.62	63.56	58.30	+3.21	+5.8	▲	▲	▲	+101.1	+119.1		0.52f	
Oracle Corp	ORCL	70.23	106.34	74.00	+60	+0.8	▲	▲	▲	-15.1	+3.5	16	1.28	
PC Connection Inc	CNXC	40.08	54.79	49.80	+31	+0.6	▲	▲	▲	+15.5	+12.9	19	1.00e	
Palantir Technol	PLTR	9.74	29.29	10.74	+3.4	+3.3	▲	▲	▲	-41.0	-54.1	
Pfizer Inc	PFE	37.96	61.71	48.34	-73	-1.5	▼	▼	▼	-18.1	+34.2	14	1.60f	
Progress Softw	PRGS	41.68	53.99	48.49	+51	+1.1	▲	▲	▲	+0.5	+8.9	29	0.70	
Raytheon Technol	RTX	79.00	106.02	94.22	-69	-0.7	▼	▼	▼	+9.5	+20.5	43	2.04	
Redbox Entertainmt	RDBX	1.61	27.22	8.53	+2.55	+42.6	▲	▲	▲	+15.1	
Regal Rexnord Corp	RRX	125.42	176.91	130.05	+2.81	+2.2	▲	▲	▲	-23.6	-6.7	30	1.40f	
SOS Ltd	SOS	0.39	4.73	.59	+17	+39.8	▲	▲	▲	-28.2	-90.8	
Seagate Tech	STX	78.20	117.67	82.45	+41	+0.5	▲	▲	▲	-27.0	-10.8	10	2.80f	
SoFi Technologies	SOFI	6.02	24.95	6.33	+21	+3.4	▲	▲	▲	-60.0	
State Street Corp	STT	66.47	104.87	68.58	+1.61	+2.4	▲	▲	▲	-26.3	-14.6	10	2.28f	
Sturm Ruger	RGR	62.38												